

PET/CT for prostate imaging uses a very specific tracer called PYLARIFY®. PYLARIFY® collects in the area of the prostate and is detected by a special scanner which creates computerized images. PET/CT combines two scanning techniques into one exam. PET (Positron Emission Tomography) shows different functions in the body, such as cell activity; while a CT (Computed Tomography) scan shows detailed body anatomy. PYLARIFY® will help your provider to determine if you have a recurrence of prostate cancer.

**Please allow extra time for this exam to be scheduled, as it requires a prior authorization from your insurance company. Due to the specialized nature of the PYLARIFY® tracer, the prior authorization will take more time than other imaging studies. A member of our scheduling team will contact you once the prior authorization has been received.**

The PYLARIFY® tracer is ordered and formulated specifically for you. For this reason, *we require notification at least 48 hours in advance* if you need to reschedule or cancel your exam.

### Midwest Radiology PET Locations:

- Midwest Radiology Outpatient Imaging – St. Paul**  
(PET Scheduling: 763.792.1999)
- Midwest Radiology Suburban Imaging – Northwest**  
(PET Scheduling: 763.792.1999)
- LifeScan MN (Edina)**  
(PET Scheduling: 763.792.1999)

### How you should prepare

- Wear loose-fitting, comfortable clothing and avoid jewelry, zippers and snaps.
- Arrive 15 minutes prior to your appointment time for registration.
- Bring your insurance card and a valid photo ID.
- Take all normally scheduled medication.
- Please be aware we will ask you to void before imaging begins.

### Contraindications

- Known allergy to F-18 piflufolastat (PYLARIFY®)
- Hypersensitivity reaction, including headaches, dysgeusia (altered taste) and fatigue may occur. (low likelihood)
- Patient's weight exceeds 450 lbs (400 lbs for the 2 Meter board)
- Androgen deprivation therapy (ADT) and other therapies targeting the androgen pathway may result in changes to uptake of PYLARIFY® in prostate cancer patients.

### What happens during the exam

You may be asked to change into a gown, and you will have a brief discussion with the technologist. An intravenous line (IV) will be started in your arm. The technologist will inject the PYLARIFY® tracer into the IV. You will then wait for approximately one hour.

You will then enter the scanning room, and you will lie on a cushioned moveable table. The table will move slowly through the machine during the scan. The scan is painless and lasts approximately 30 minutes. ***Please plan on a total appointment time of one hour and 30 minutes to two hours.***

The imaging technologist will be outside of the room and is immediately available at all times. You will remain in full view of the technologist, who will provide instructions and information throughout the scan.

### After your exam

You may leave immediately after your scan. You may drive, resume your normal diet, exercise and take all medications without any restriction. To help flush any remaining PYLARIFY® from your body, drink as much fluid as possible for the remainder of the day.

Your images will be interpreted by a board-certified radiologist and the findings will be sent to your healthcare provider. Your healthcare provider will contact you to discuss the results.

**>> Maps and directions on reverse side >>**

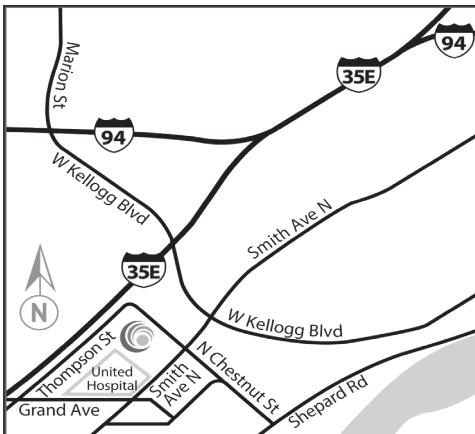


# Maps and directions

## Midwest Radiology

### Outpatient Imaging – St. Paul

250 Thompson Street  
St. Paul, MN 55101  
main 651.632.5700



#### From the North

Follow I-35E South to I-94 West. Exit at Marion Street. Turn left and follow Kellogg Boulevard down the hill to Smith Avenue and turn right on Smith. Drive one block and turn right onto Chestnut Street which curves around to the left and becomes Thompson Street. The St. Paul Radiology sign and parking lot are on your left.

#### From the South:

Follow I-35E North to the Grand Avenue Exit. Go straight onto Thompson Street. Proceed past Children's and United Hospitals and the St. Paul Radiology sign and parking lot will be on the right.

#### From the West

Follow I-94 to Marion Street exit. Turn south and follow Kellogg Boulevard down the hill to Smith Avenue and turn right onto Smith. Drive one block and turn right onto Chestnut Street which curves around to the left and becomes Thompson Street. The St. Paul Radiology sign and parking lot are on your left.

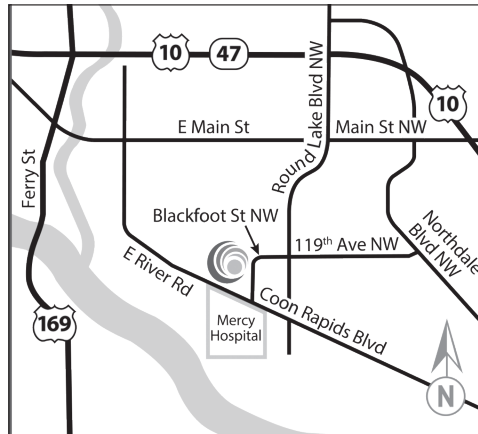
#### From the East

Follow I-94 to Marion Street exit. Turn south and follow Kellogg Boulevard down the hill to Smith Avenue and turn right onto Smith. Drive one block and turn right onto Chestnut Street which curves around to the left and becomes Thompson Street. The St. Paul Radiology sign and parking lot are on your left.

## Midwest Radiology

### Suburban Imaging – Northwest

Mercy Specialty Center, Suite 180  
11850 Blackfoot Street NW  
Coon Rapids, MN 55433  
main 763.795.1600



#### From the North

Take Hwy 10 east and exit on Round Lake Blvd. Turn right on Round Lake Blvd, traveling southbound. Turn right onto 119<sup>th</sup> Ave NW (turns into Blackfoot Street NW). Turn right into the Mercy Specialty Center parking lot.

#### From the South

Take I-94 west and continue on Hwy 252 north. Follow Hwy 610 east and take the East River Road exit. Turn left on East River Road, which becomes Coon Rapids Blvd. Continue on Coon Rapids Blvd and turn right on Blackfoot Street NW. Turn left into the Mercy Specialty Center parking lot.

#### From the West

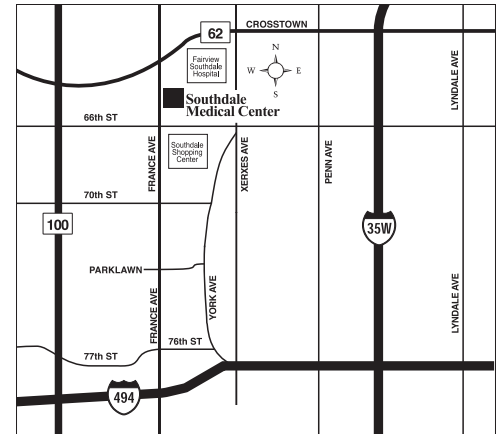
Take Hwy 169 north and exit onto Main Street (Anoka). Turn right onto 5<sup>th</sup> Ave S. Continue onto East River Road/Coon Rapids Blvd. Turn left on Blackfoot Street NW. Take the first left into the Mercy Specialty Center parking lot.

#### From the East

Take Hwy 10 east toward Anoka, exiting on Round Lake Blvd. Turn left on Round Lake Blvd, traveling southbound. Turn right onto 119<sup>th</sup> Ave NW (turns into Blackfoot Street NW). Turn right into the Mercy Specialty Center parking lot.

## LifeScan MN

Southdale Medical Center, Suite 115  
6545 France Avenue S  
Edina, MN 55435  
main 952.893.1977



#### From the North

Go south on Hwy 100 and exit Hwy 62 (Crosstown) going east. Follow to France Ave exit and turn right. Turn left onto 65<sup>th</sup> St and take immediate right into Southdale Medical Center parking lot.

#### From the South

Go north on Hwy 100 and exit Hwy 62 (Crosstown) going east. Follow to France Ave exit and turn right. Turn left onto 65<sup>th</sup> St and take immediate right into Southdale Medical Center parking lot.

#### From the West

Go west on Hwy 62 (Crosstown). Follow to France Ave exit and turn right. Turn left onto 65<sup>th</sup> St and take immediate right into Southdale Medical Center parking lot.

#### From the East

Go west on Hwy 62 (Crosstown). Follow to France Ave exit and turn left. Turn left onto 65<sup>th</sup> St and take immediate right into Southdale Medical Center parking lot.